

CCCTS Fraser Valley Chapter Survey - January 2021

Tuesday, January 12, 2021

74

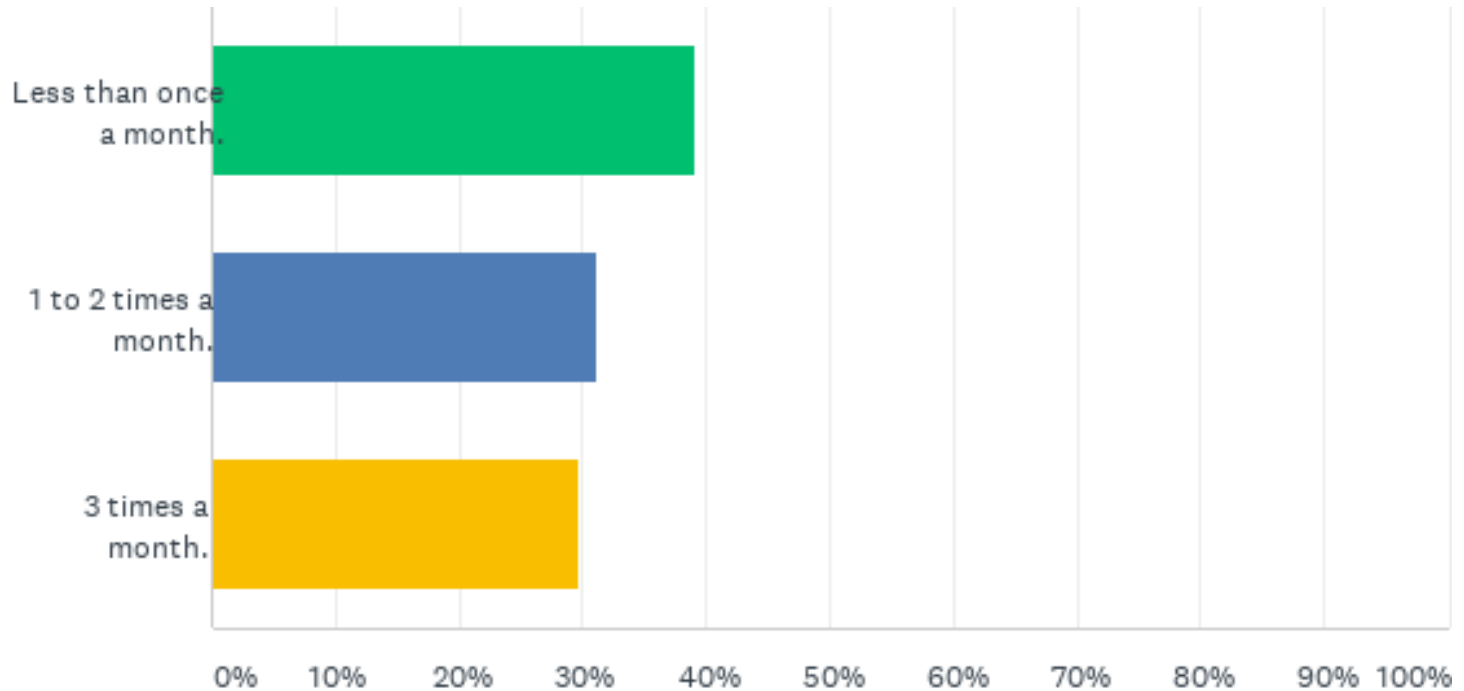
Total Responses

Date Created: Sunday, January 03, 2021

Complete Responses: 74

How often do you participate in weekly Wednesday rides with the Fraser Valley Chapter?

Answered: 64 Skipped: 10



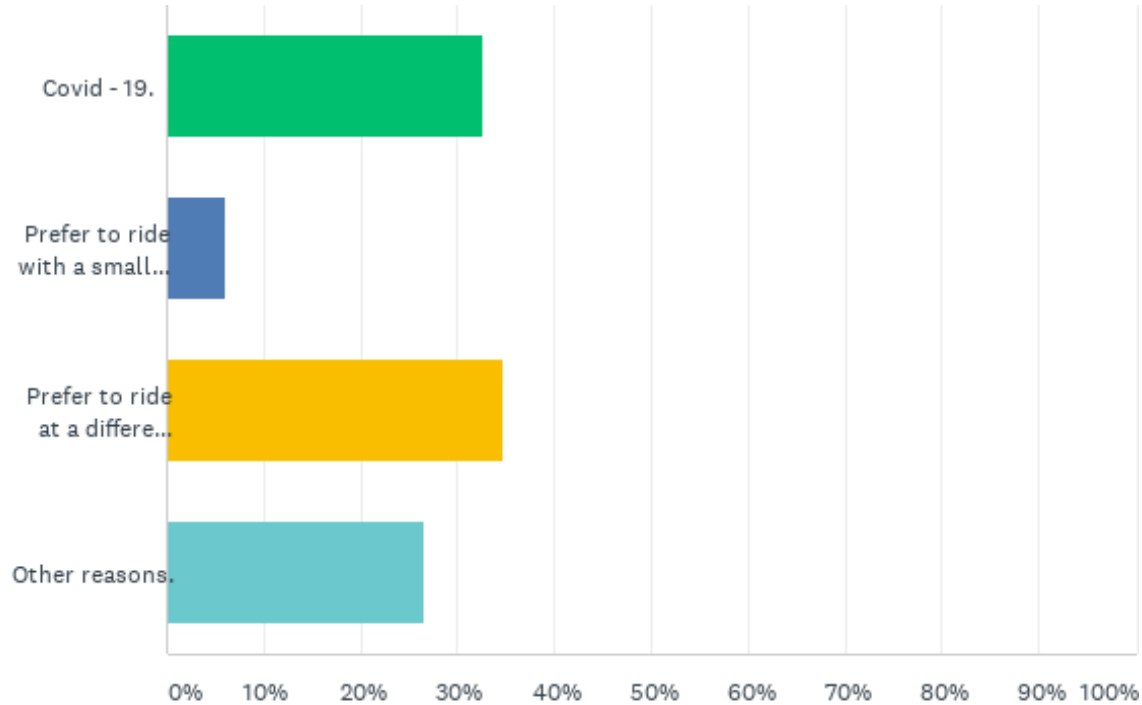
often do you participate in weekly Wednesday rides with the Fraser Valley Chapter?

Answered: 64 Skipped: 10

ANSWER CHOICES	RESPONSES	
Less than once a month.	39.06%	25
1 to 2 times a month.	31.25%	20
3 times a month.	29.69%	19
TOTAL		64

Only ride occasionally, what has caused the change in your riding routine? If this question doesn't apply to you, please go to Question 3.

Answered: 49 Skipped: 25



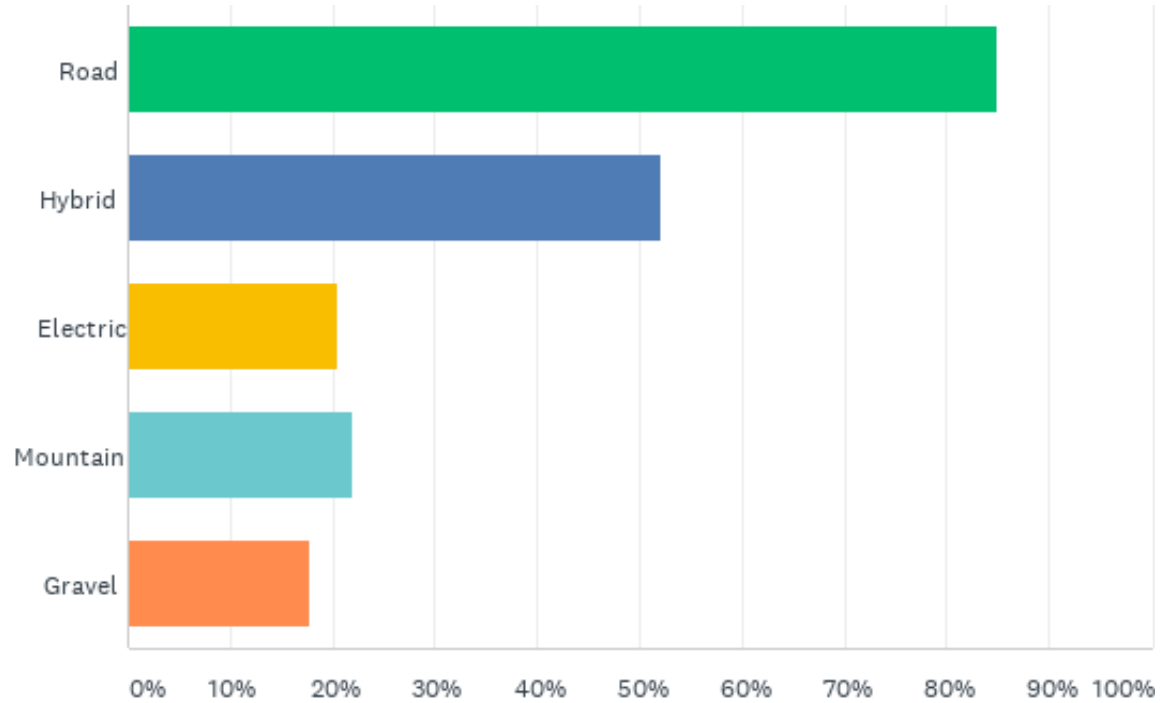
Only ride occasionally, what has caused the change in your riding routine? If this question doesn't apply to you, please go to Question 3.

Answered: 49 Skipped: 25

ANSWER CHOICES	RESPONSES	
Covid - 19.	32.65%	16
Prefer to ride with a smaller group.	6.12%	3
Prefer to ride at a different speed.	34.69%	17
Other reasons.	26.53%	13
TOTAL		49

Q3: What type of bikes do you own?

Answered: 73 Skipped: 1



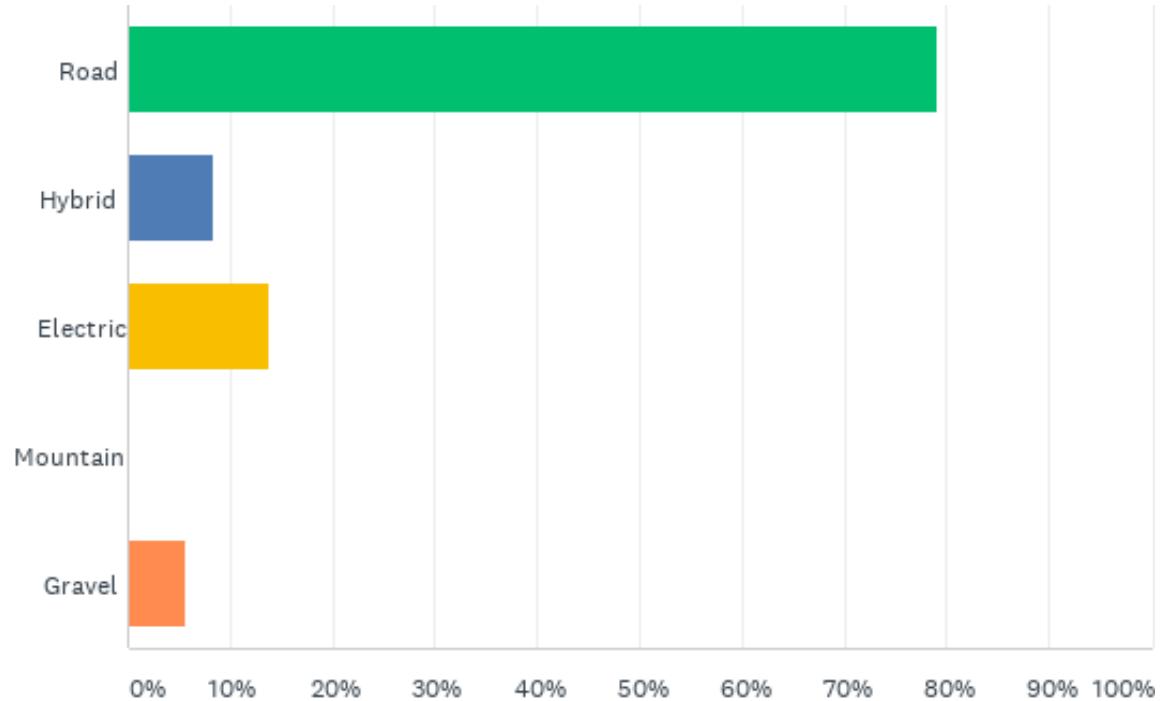
Q3: What type of bikes do you own?

Answered: 73 Skipped: 1

ANSWER CHOICES	RESPONSES	
Road	84.93%	62
Hybrid	52.05%	38
Electric	20.55%	15
Mountain	21.92%	16
Gravel	17.81%	13
Total Respondents: 73		

Q4: What type of bike do you usually ride on club rides?

Answered: 72 Skipped: 2



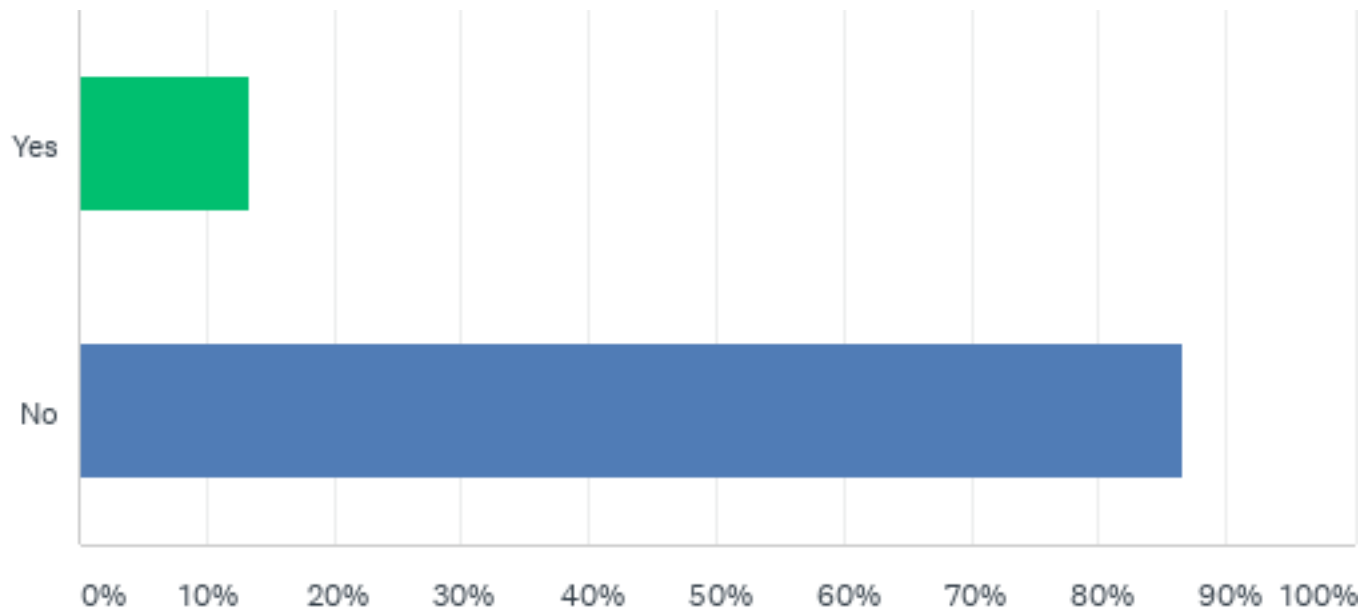
Q4: What type of bike do you usually ride on club rides?

Answered: 72 Skipped: 2

ANSWER CHOICES	RESPONSES	
Road	79.17%	57
Hybrid	8.33%	6
Electric	13.89%	10
Mountain	0.00%	0
Gravel	5.56%	4
Total Respondents: 72		

Q5: Do you see yourself switching to an e-bike in the near future? (If you already have an e-bike, skip to Question 6.)

Answered: 60 Skipped: 14



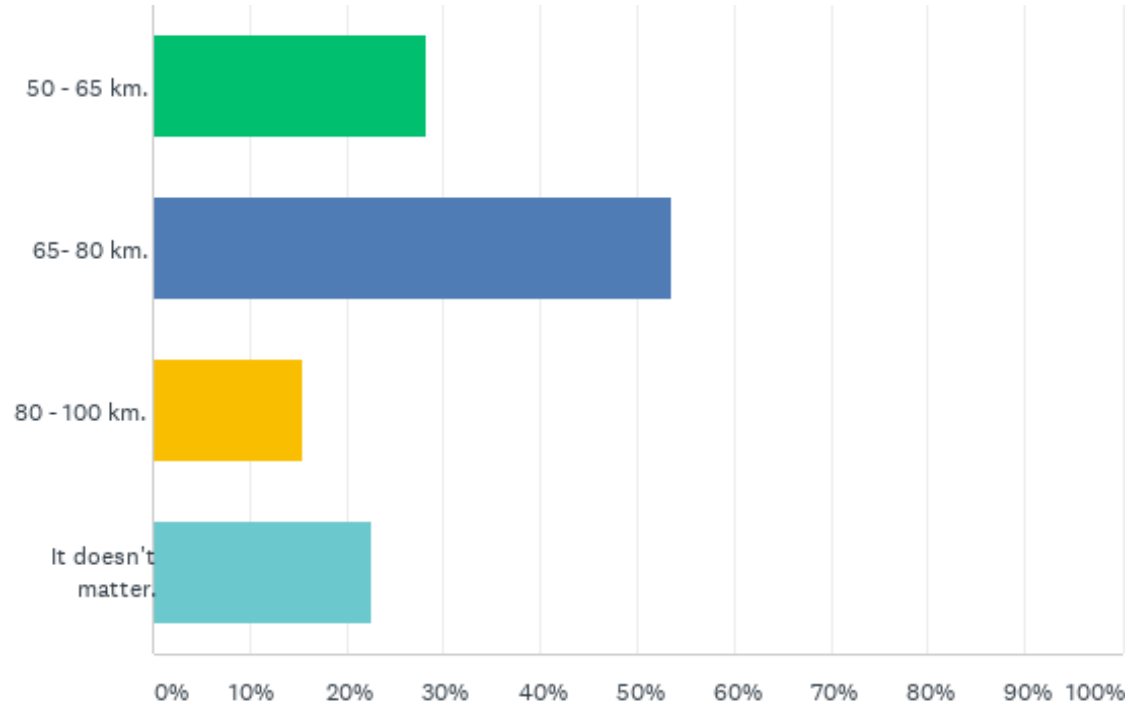
Q5: Do you see yourself switching to an e-bike in the near future? (If you already have an e-bike, skip to Question 6.)

Answered: 60 Skipped: 14

ANSWER CHOICES	RESPONSES	
Yes	13.33%	8
No	86.67%	52
TOTAL		60

Q6: What distances do you prefer to ride?

Answered: 71 Skipped: 3



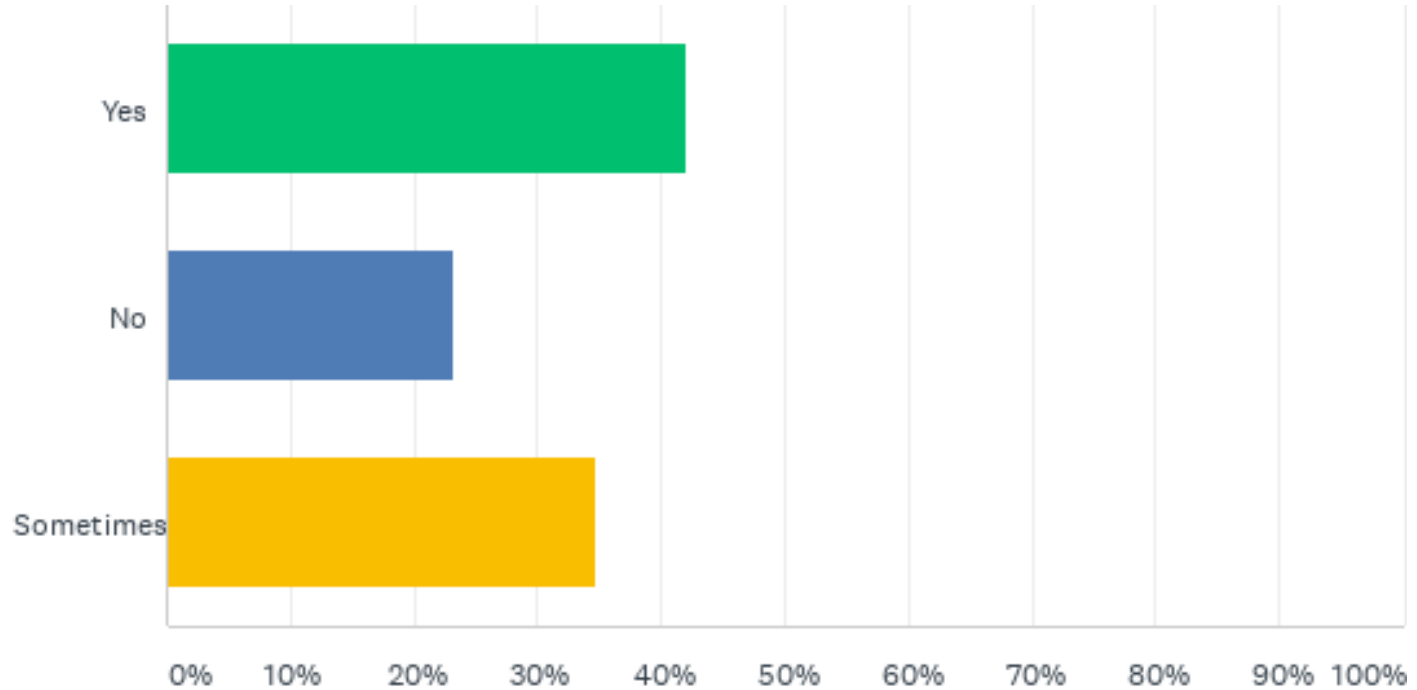
Q6: What distances do you prefer to ride?

Answered: 71 Skipped: 3

ANSWER CHOICES	RESPONSES	
50 - 65 km.	28.17%	20
65- 80 km.	53.52%	38
80 - 100 km.	15.49%	11
It doesn't matter.	22.54%	16
Total Respondents: 71		

has been 22 km/h on the flats. In your opinion, is this speed being adhered to?

Answered: 69 Skipped: 5



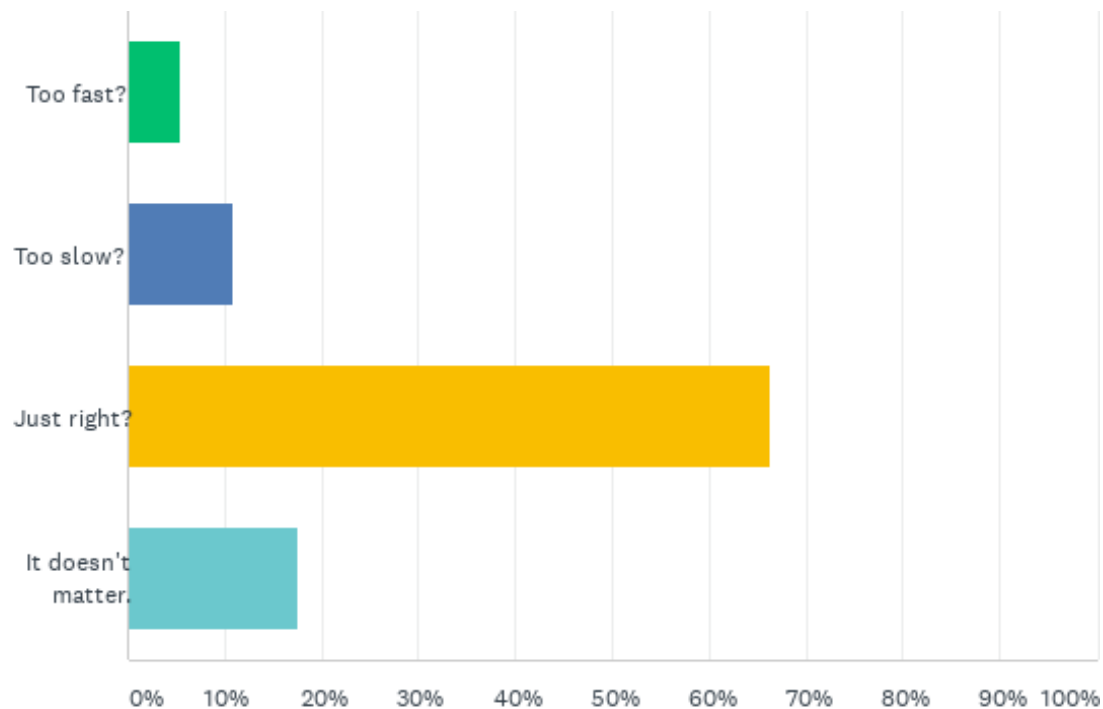
has been 22 km/h on the flats. In your opinion, is this speed being adhered to?

Answered: 69 Skipped: 5

ANSWER CHOICES	RESPONSES	
Yes	42.03%	29
No	23.19%	16
Sometimes	34.78%	24
TOTAL		69

Q8: In your opinion, do you think the average riding speed of 22 km/h on the flats is:

Answered: 74 Skipped: 0



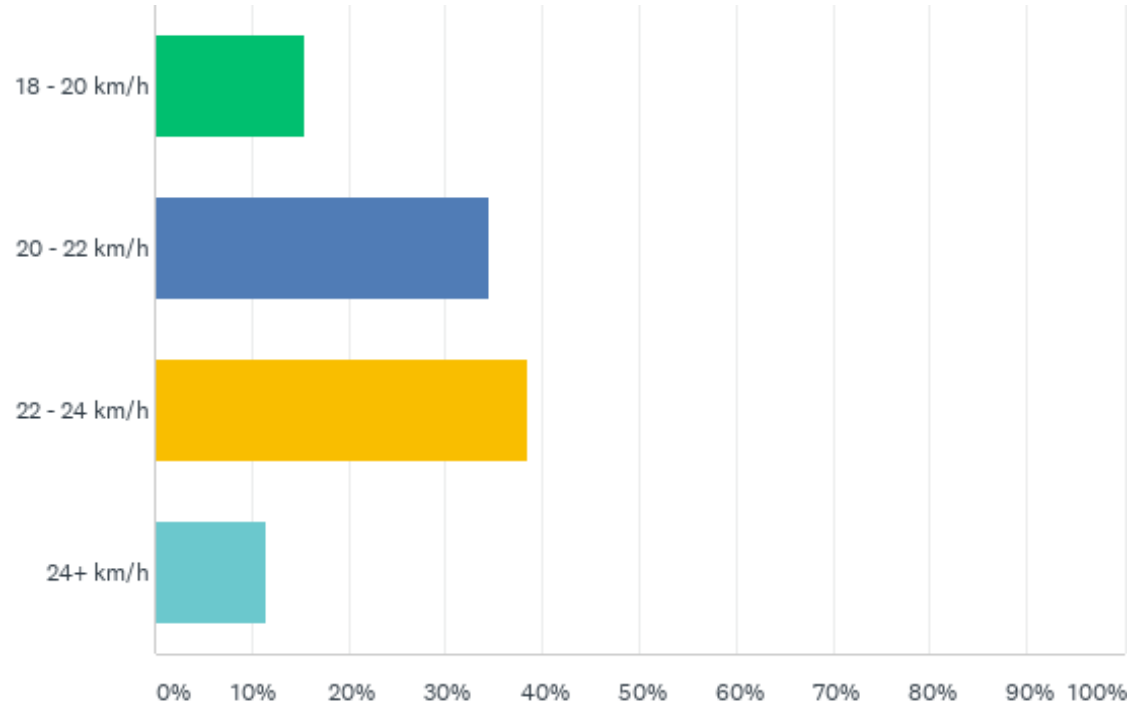
Q8: In your opinion, do you think the average riding speed of 22 km/h on the flats is:

Answered: 74 Skipped: 0

ANSWER CHOICES	RESPONSES	
Too fast?	5.41%	4
Too slow?	10.81%	8
Just right?	66.22%	49
It doesn't matter.	17.57%	13
TOTAL		74

Q9: If the 22 km/h average speed is too fast or too slow, what speed would you prefer?

Answered: 52 Skipped: 22



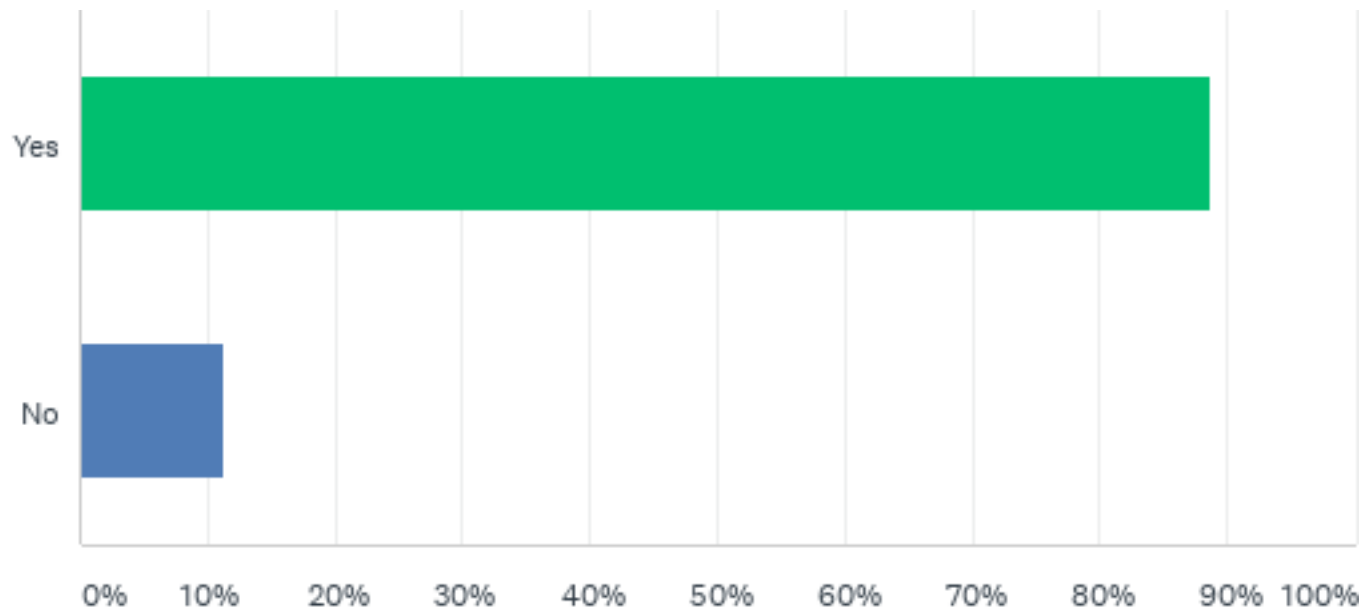
Q9: If the 22 km/h average speed is too fast or too slow, what speed would you prefer?

Answered: 52 Skipped: 22

ANSWER CHOICES	RESPONSES	
18 - 20 km/h	15.38%	8
20 - 22 km/h	34.62%	18
22 - 24 km/h	38.46%	20
24+ km/h	11.54%	6
TOTAL		52

Q10: In your opinion, pre-Covid, were there enough rest stops and water breaks on our club rides?

Answered: 71 Skipped: 3



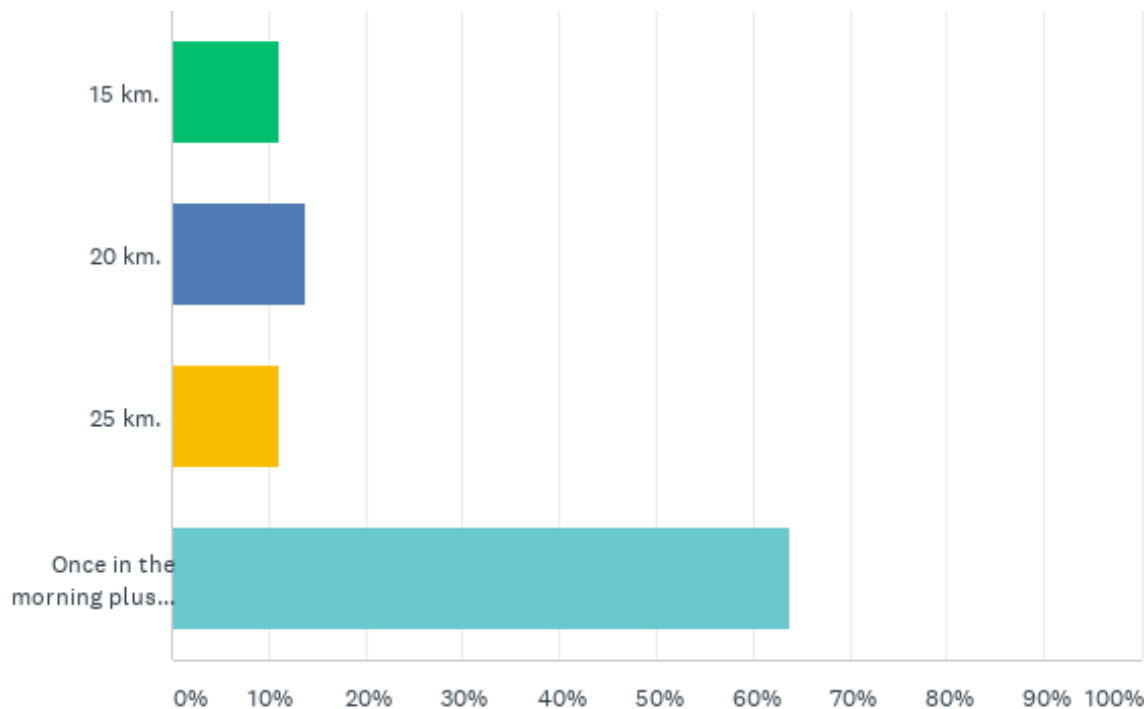
Q10: In your opinion, pre-Covid, were there enough rest stops and water breaks on our club rides?

Answered: 71 Skipped: 3

ANSWER CHOICES	RESPONSES	
Yes	88.73%	63
No	11.27%	8
TOTAL		71

Q11: If you answered "no" to Question 10, again pre-Covid, how often would you like to stop?

Answered: 36 Skipped: 38



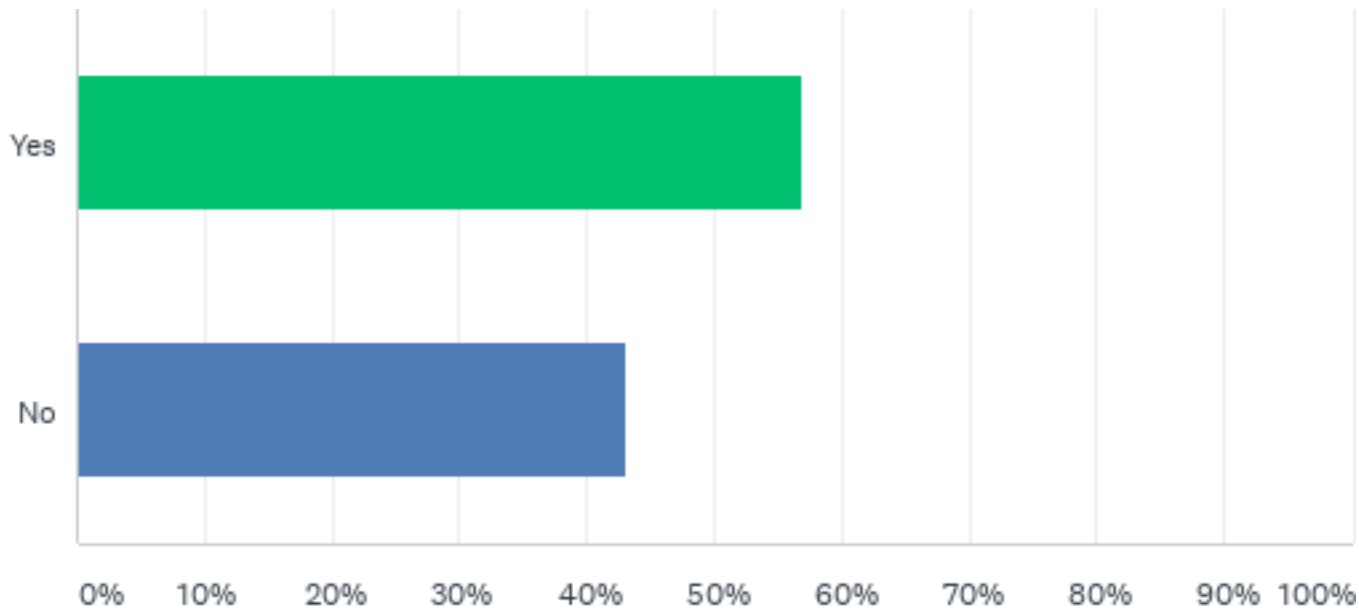
Q11: If you answered "no" to Question 10, again pre-Covid, how often would you like to stop?

Answered: 36 Skipped: 38

ANSWER CHOICES	RESPONSES	
15 km.	11.11%	4
20 km.	13.89%	5
25 km.	11.11%	4
Once in the morning plus a lunch break.	63.89%	23
TOTAL		36

Do you use a desktop computer or cell phone with "GPS" capability when riding with CCCTS? If "no", go to Question 13. If "yes", go to Question 14.

Answered: 72 Skipped: 2



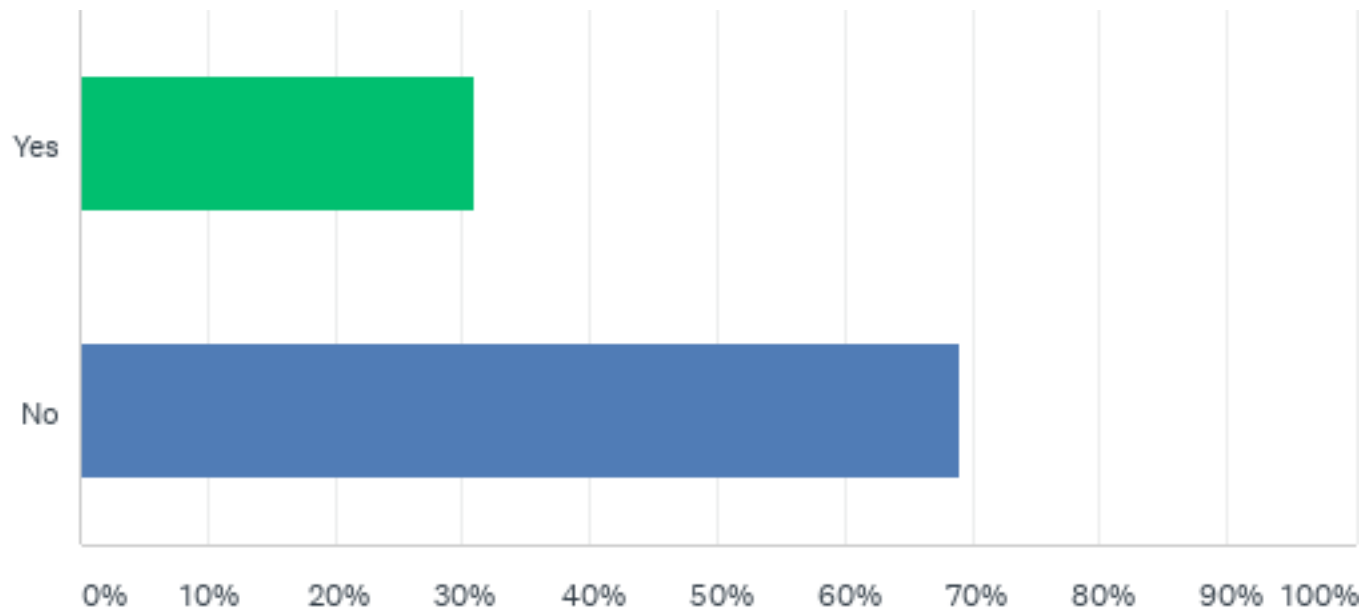
GPS" capability when riding with CCCTS? If "no", go to Question 13. If "yes", go to Question 14.

Answered: 72 Skipped: 2

ANSWER CHOICES	RESPONSES	
Yes	56.94%	41
No	43.06%	31
TOTAL		72

Q13: Are you planning on acquiring a bike computer with GPS capability?

Answered: 42 Skipped: 32



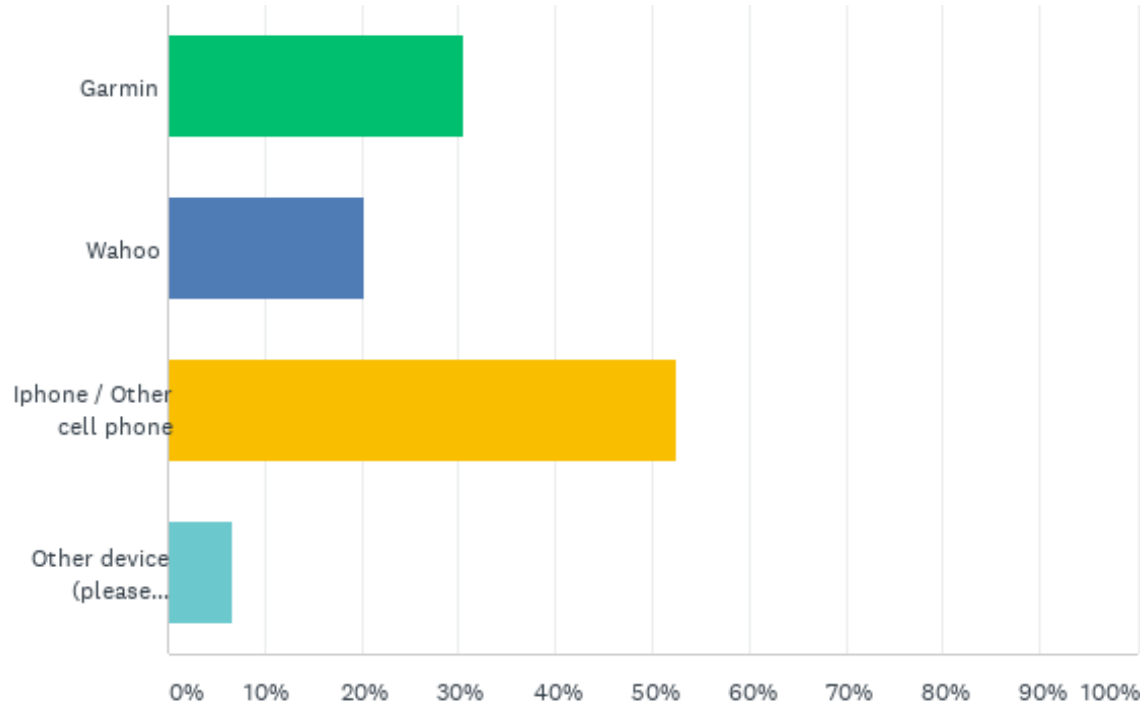
Q13: Are you planning on acquiring a bike computer with GPS capability?

Answered: 42 Skipped: 32

ANSWER CHOICES	RESPONSES	
Yes	30.95%	13
No	69.05%	29
TOTAL		42

Q14: What type of device are you using?

Answered: 59 Skipped: 15



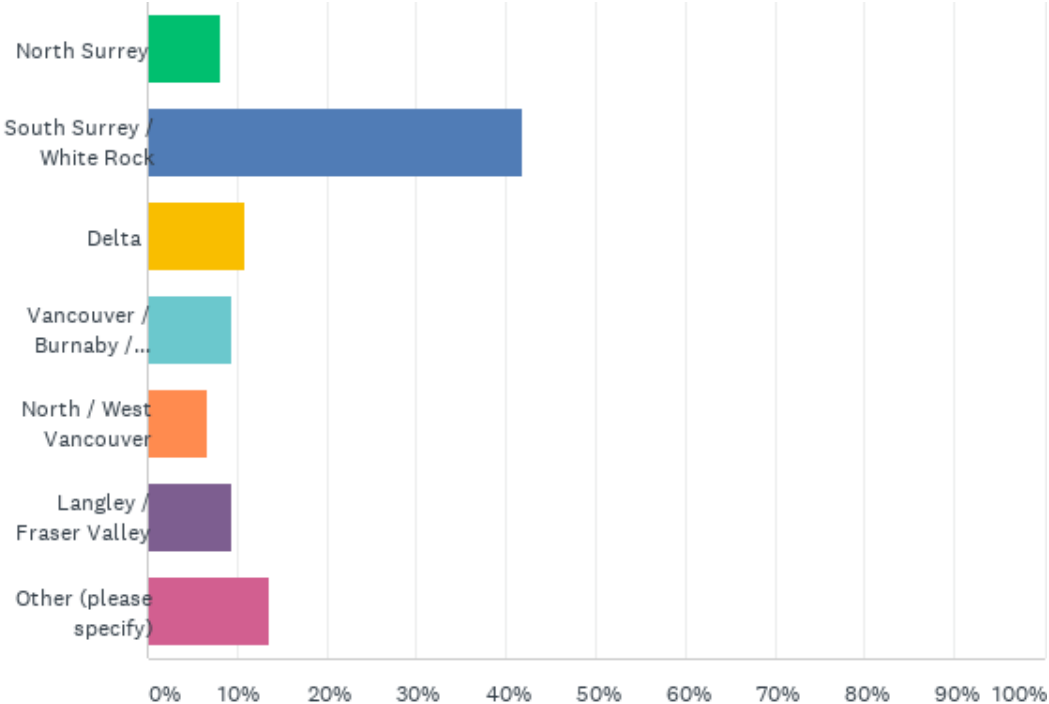
Q14: What type of device are you using?

Answered: 59 Skipped: 15

ANSWER CHOICES	RESPONSES	
Garmin	30.51%	18
Wahoo	20.34%	12
Iphone / Other cell phone	52.54%	31
Other device (please specify)	6.78%	4
Total Respondents: 59		

Q15: Where do you live?

Answered: 74 Skipped: 0



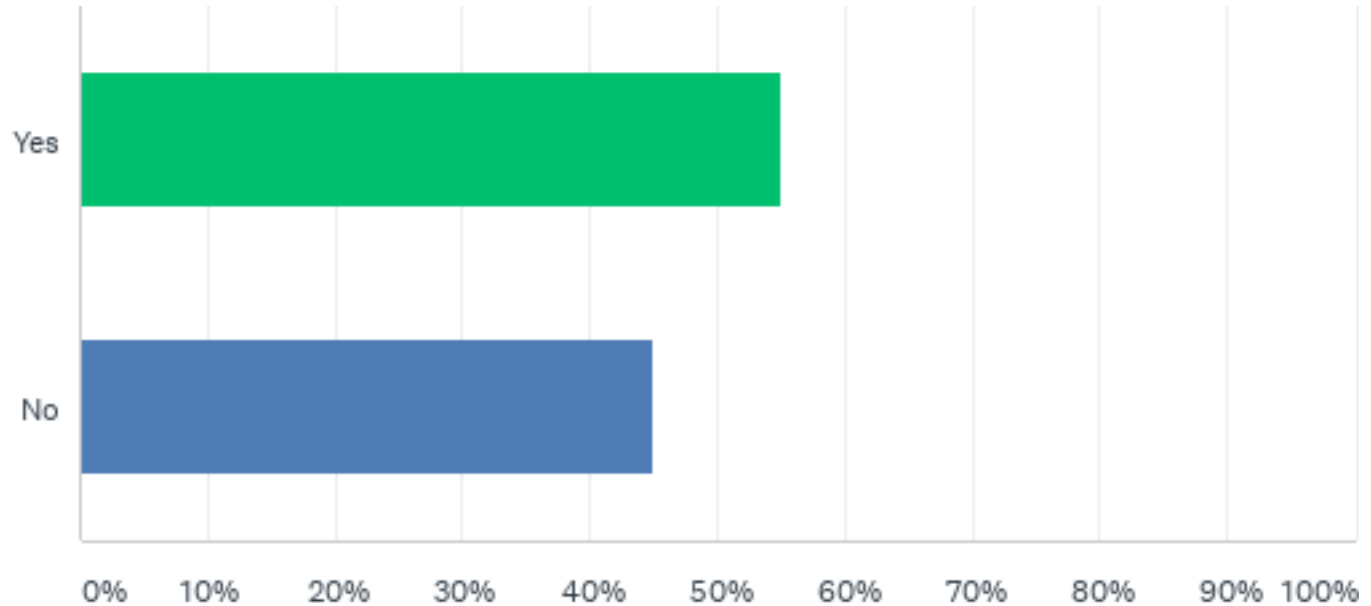
Q15: Where do you live?

Answered: 74 Skipped: 0

ANSWER CHOICES	RESPONSES	
North Surrey	8.11%	6
South Surrey / White Rock	41.89%	31
Delta	10.81%	8
Vancouver / Burnaby / Richmond	9.46%	7
North / West Vancouver	6.76%	5
Langley / Fraser Valley	9.46%	7
Other (please specify)	13.51%	10
TOTAL		74

Q16: Would you be interested in "trail" rides with the Fraser Valley Club? A hybrid, gravel or mountain bike would be recommended.

Answered: 71 Skipped: 3



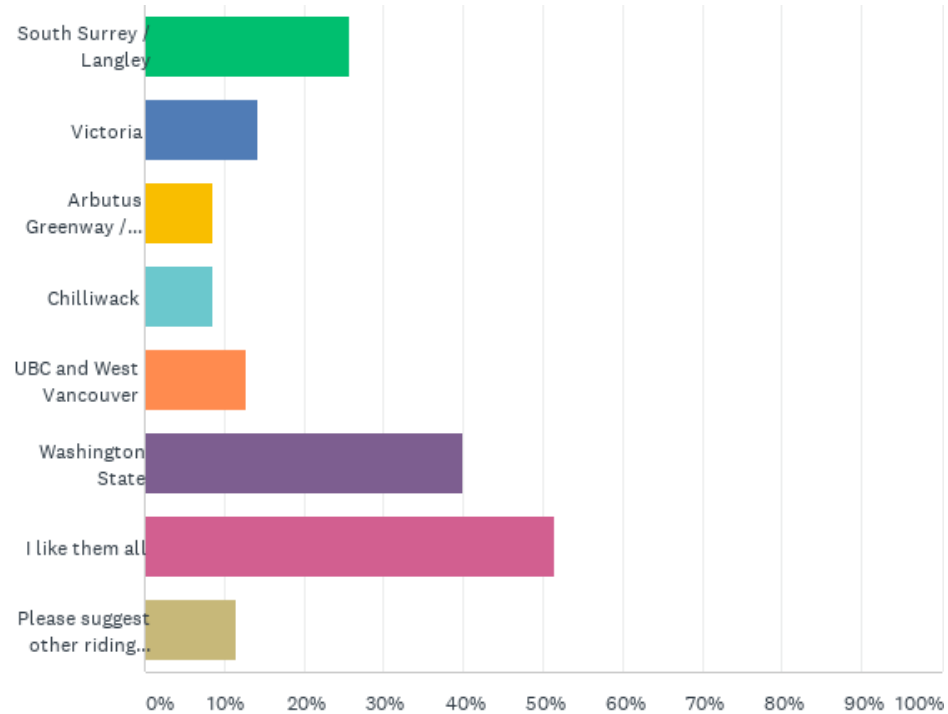
Q16: Would you be interested in "trail" rides with the Fraser Valley Club? A hybrid, gravel or mountain bike would be recommended.

Answered: 71 Skipped: 3

ANSWER CHOICES	RESPONSES	
Yes	54.93%	39
No	45.07%	32
TOTAL		71

Q17: Do you have any favourite local rides? Try and pick a favourite.

Answered: 70 Skipped: 4



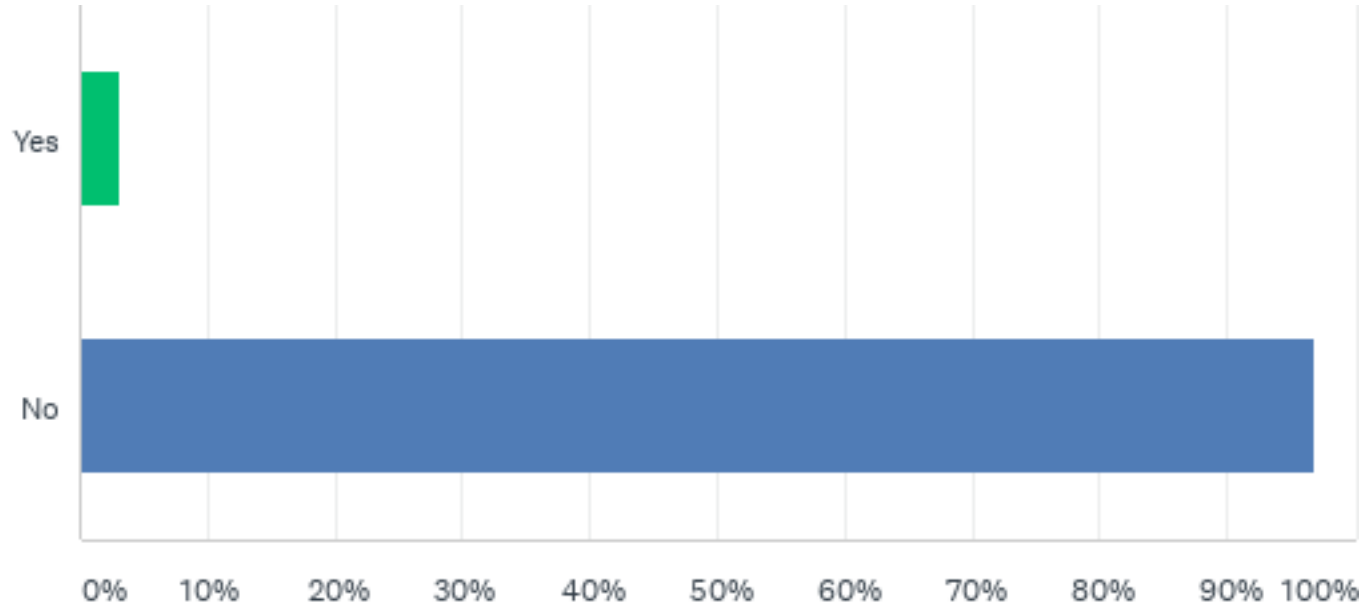
Q17: Do you have any favourite local rides? Try and pick a favourite.

Answered: 70 Skipped: 4

ANSWER CHOICES	RESPONSES	
South Surrey / Langley	25.71%	18
Victoria	14.29%	10
Arbutus Greenway / Stanley Park	8.57%	6
Chilliwack	8.57%	6
UBC and West Vancouver	12.86%	9
Washington State	40.00%	28
I like them all	51.43%	36
Please suggest other riding areas that might interest you.	11.43%	8
Total Respondents: 70		

... would you like a member of the steering committee to follow up with you? If so, indicate "yes" below and enter your name and contact information at the end of the survey,

Answered: 64 Skipped: 10



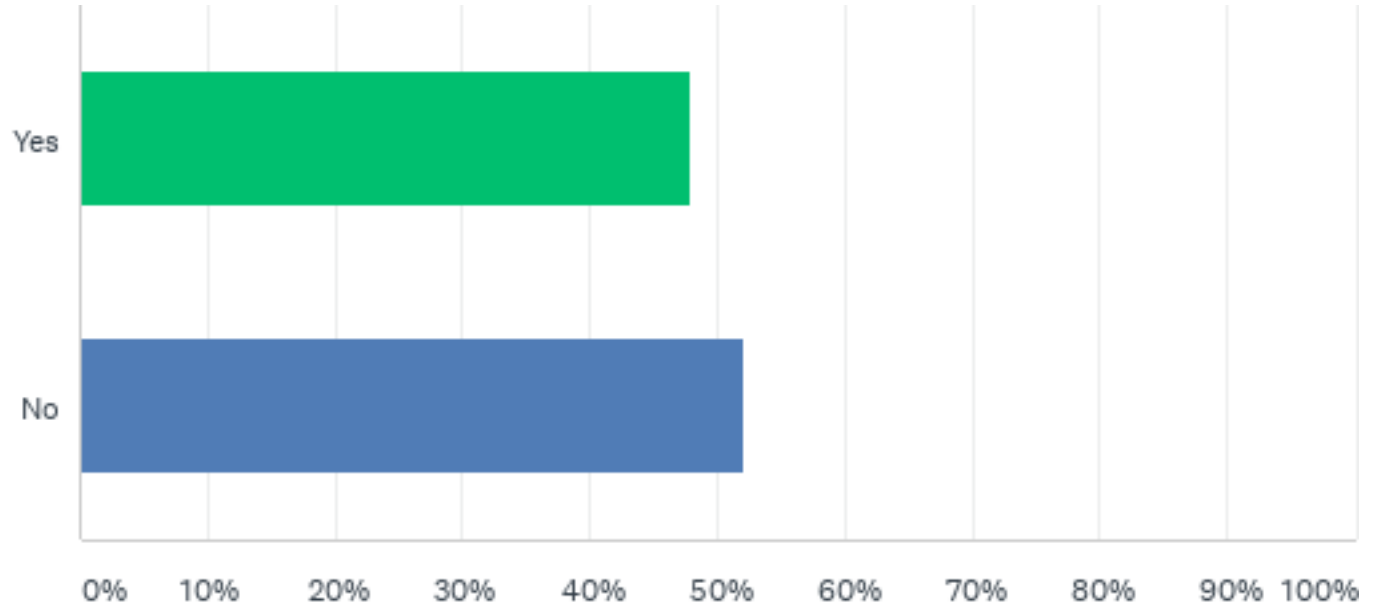
... would you like a member of the steering committee to follow up with you? If so, indicate "yes" below and enter your name and contact information at the end of the survey,

Answered: 64 Skipped: 10

ANSWER CHOICES	RESPONSES	
Yes	3.13%	2
No	96.88%	62
TOTAL		64

prize? If "yes" please enter your name and contact information below.

Answered: 69 Skipped: 5



prize? If "yes" please enter your name and contact information below.

Answered: 69 Skipped: 5

ANSWER CHOICES	RESPONSES	
Yes	47.83%	33
No	52.17%	36
TOTAL		69